

GRUNDFOS SL1 AND SLV RANGES

Submersible wastewater pumps 0.9 - 11 kW



water-utility.grundfos.com

THE SL PUMP: CREATED WITH YOUR SYSTEMS IN MIND

Submersible pumps for wastewater applications



BE > THINK > INNOVATE >

GRUNDFOS 



water-utility.grundfos.com

MEET THE NEW SL!

Long-lasting, service-friendly submersible wastewater pumps

The newly extended SL range is industrial design at its best. Created to optimise performance in your system, these pumps minimise risk factors, reduce maintenance requirements, and last longer.

Like any Grundfos product, SL pumps are remarkably durable. They employ innovative features – several of them unique to Grundfos – to minimise known risk factors. The SL pumps also let you plan service visits for maximum efficiency – and keep those service visits shorter.

The SL (pumps) work with your system. They give you the choice – of impeller, of sensors, of speed control, etc. – that you need for the ideal pump set-up. And we can give you design advice to make the most of it.

For full details on your options, individual pumps, sizing, etc., go online.

Everything you need to know is there. Begin at:



Products



THE SL AT WORK

For domestic wastewater, municipal wastewater, industrial wastewater, and process water

SL pumps are designed for submerged use in:


- network pumping stations
- wastewater treatment plants
- public buildings
- blocks of flats
- industry

SL pumps will handle:

- municipal wastewater
- wastewater with fibres
- drainage and groundwater
- industrial wastewater
- process and cooling water



Applications



SL pumps can be used for alternating or continuous operation throughout the water cycle.

See examples online.



In large-scale applications, the submerged SL pumps will handle continuous operation with ease.



Installation options include submerged installation on auto-coupling with guide rails.



In smaller pumping stations, alternating SL pumps meet peak demands while ensuring efficient operation overall.

SL PUMP FEATURES

– and what they do for you



Moisture-proof plug

A two-component sealant filling the plug prevents moisture from entering the motor via the cable core.




Short rotor shaft

Compact motor construction reduces vibrations to protect shaft seals and bearings.



Double mechanical shaft seal

Primary and secondary seals are combined into a single cartridge to reduce maintenance time.



Eff1-type motor

SL models have motors based on Eff1 components, improving motor efficiency and prolonging pump life.



Many sensor options

Larger SL models available w/ integrated analogue sensors (motor temperature, water in the intermediate oil chamber, and motor insulation resistance).

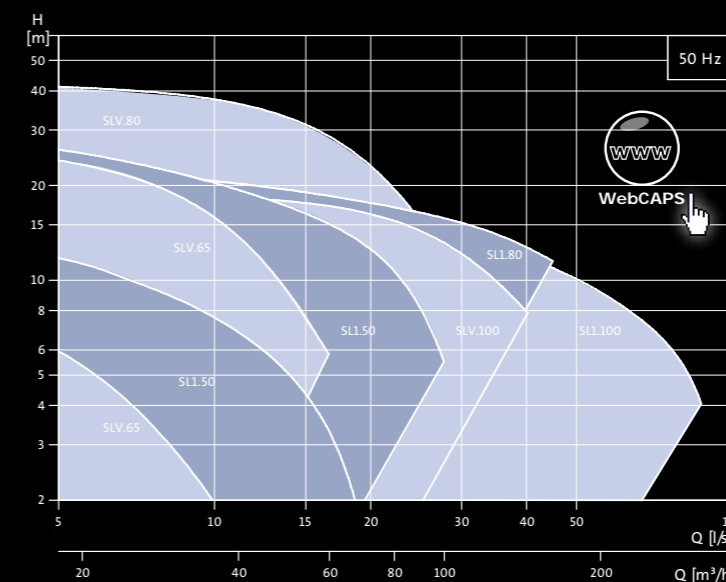


Easy-to-open clamp

Easy access for pump maintenance. Enables 180° rotation of the motor positioning.



Performance overview



SuperVortex impeller

SuperVortex impeller pumps (SLV) are available for free passage of solids up to 100 mm. Ideal for liquids with high content of solids, fibres, or gassy sludge.



Channel impeller

Channel impeller pumps (SL1) are available for free passage of solids up to 100 mm. Ideal for large flows of raw sewage.



Explosion-proof versions available*

The entire range is available in explosion-proof versions. All DP and EF models and SL1 and SLV models with motors up to 1,5 kW are provided with a II 2 G Ex c d IIB T4 explosion-protection classification according to EN60079-0: 2006 and EN60079-1: 2007. The pumps are also available for Australia/New Zealand with an Ex nC II T3 classification in accordance with IEC60079-15: 1987. All other SL1 and SLV models are provided with an II 2 G Ex c d IIB T4, T3, and for sensor versions, an II 2 G c d mb IIB T4, T3 classification according to EN60079-1: 2007, EN13463-5: 2003, and EN60079-18: 2004.

SEE THE BIGGER PICTURE

Grundfos is a global leader within water handling technology. Our passion is to bring you all the products you require to create and operate pump systems that combine reliability, cost-efficiency – and innovation. Our products are for use in water supply and wastewater infrastructure on any scale.

Grundfos has a full line of products and systems for the intake, treatment, and distribution of drinking water and for the transport and treatment of wastewater. We also offer expertise and industry insight that can increase reliability and reduce lifecycle costs for water utilities.

Key product areas include:



Submersible pumps



Surface pumps



Sewage pumps



Mixers, flowmakers & recirculation pumps



Pumping stations



Monitoring & controls



Dosing & disinfection



Aeration equipment

Our products are the result of decades of engineering expertise. Supported by a worldwide service network. Visit water-utility.grundfos.com for more.

GRUNDFOS A/S

Poul Due Jensens Vej 7
DK-8850 Bjerringbro
Tel: +45 87 50 14 00

www.grundfos.com

The name Grundfos, the Grundfos logo, and the payoff Be—Think—Innovate are registered trademarks owned by Grundfos Management A/S or Grundfos A/S, Denmark. All rights reserved worldwide.